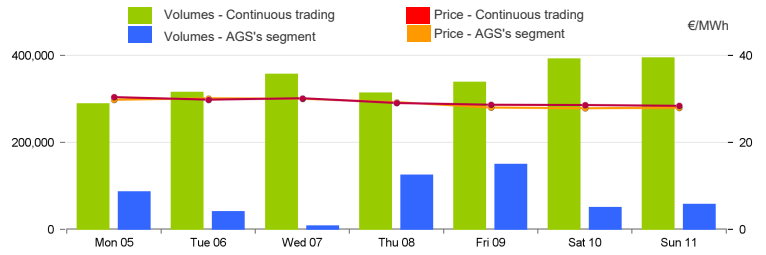


Spot Gas Market (MP-GAS)

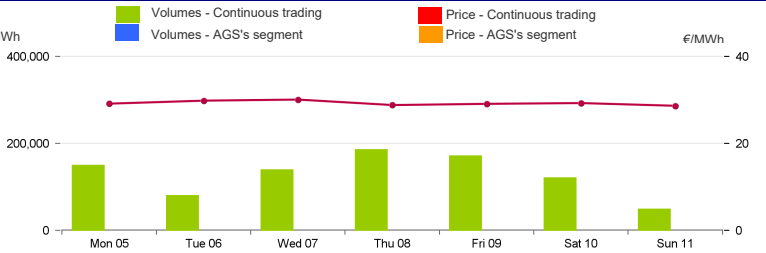
Day-Ahead Gas Market (MGP-GAS)

	Price. €/MWh				Volumes. MWh			
	Average	Var	Min	Max	Total	Var	Daily Products	WE Product
Continuous trading	29.35	-3.4%	27.50	32.00	2,396,904	+1.9%	1,704,504	692,400
	Price. €/MWh				Volumes. MWh			
	Average	Var	Min	Max	Total	Var	Purchases SRG	Sales SRG
AGS's segment	29.01	-4.0%	27.85	30.14	514,992	+138.8%	47,808	467,184



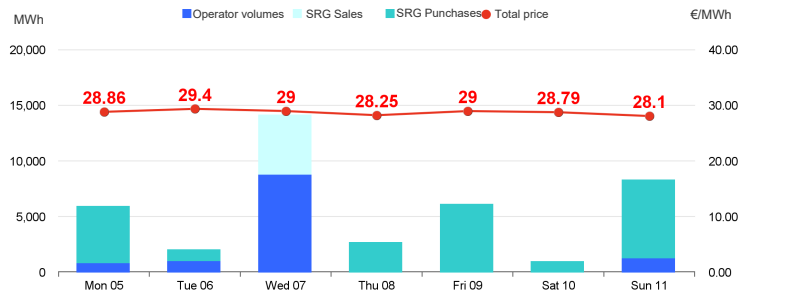
Intra-Day Gas Market (MI-GAS)

	Price. €/MWh				Volumes. MWh			
	Average	Var	Min	Max	Total	Var	Purchases SRG	Sales SRG
Continuous trading	29.27	-4.7%	27.80	30.80	892,368	-20.7%	-	-
	Price. €/MWh				Volumes. MWh			
	Average	Var	Min	Max	Total	Var	Purchases SRG	Sales SRG
AGS's segment	-	-	-	-	-	-	-	-



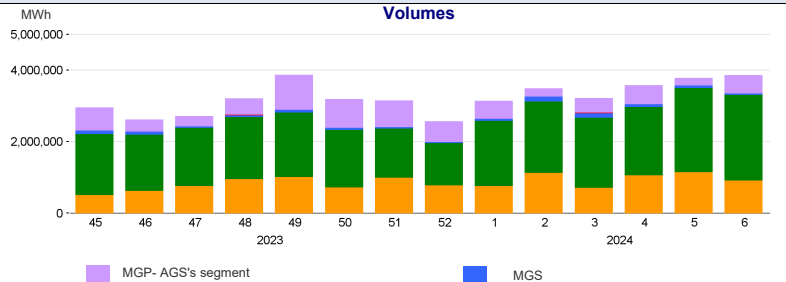
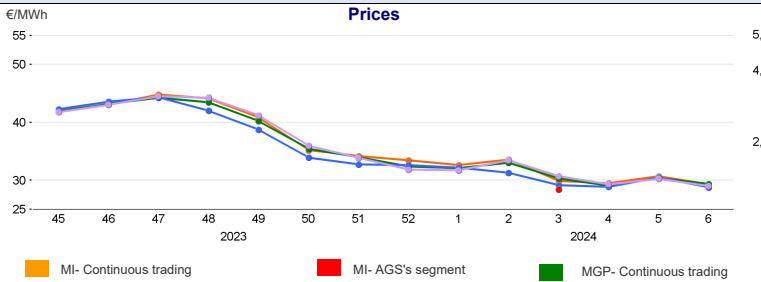
Market for the trading of gas stored (MGS-GAS)

Week	Storage	6	5
Price. (1) €/MWh	Stogit	28.77	30.47
	Edison Stoccaggio	-	-
	Total	28.77	30.47
Volumes. MWh	Stogit	40,037	73,737
	Edison Stoccaggio	-	-
	Total	40,037	73,737
SRG Activity. MWh	Purchases	23,016	33,134
	Balancing (2)	23,016	33,134
	Other purposes (3)	-	-
	Sales	5,399	16,860
	Balancing (2)	5,399	16,860
Other purposes (3)	-	-	



1) The Total price is calculated as a weighted average price for the total volumes exchanged in each storage system.
2) To securely manage any expected deviations between overall network injections and withdrawals pursuant to Art. 2.5 of Annex A, AEEGSI's Resolution 312/2016/R/gas
3) Stored gas trades by Snam Rete Gas (SRG) not included in "Balancing"

Weekly evolution



Forward Gas Market (MT-GAS)

Products	Market				OTC		Total		Open interest*			
	Minimum Price	Maximum Price	Check Price*		Trades	Volumes	Registrations	Volumes	Volumes			
	€/MWh	€/MWh	€/MWh	change %	N.	MWh/d	N.	MWh/d	MWh/d	change %	MWh/d	MWh
M-2024-03	-	-	30.91	0.0%	-	-	-	-	-	-	-	-
Q-2024-02	-	-	31.12	0.0%	-	-	-	-	-	-	-	-
Q-2024-03	-	-	31.47	0.0%	-	-	-	-	-	-	-	-
Q-2024-04	-	-	34.92	0.0%	-	-	-	-	-	-	-	-
SS-2024	-	-	31.21	0.0%	-	-	-	-	-	-	-	-
WS-2024/2025	-	-	35.53	0.0%	-	-	-	-	-	-	-	-
Q-2025-01	-	-	36.36	0.0%	-	-	-	-	-	-	-	-
M-2024-04	-	-	31.43	0.0%	-	-	-	-	-	-	-	-
CY-2025	-	-	32.58	-11.8%	-	-	-	-	-	-	-	-
BoM-2024-02	-	-	31.45	1.5%	-	-	-	-	-	-	-	-
M-2024-05	-	-	29.58	0.0%	-	-	-	-	-	-	-	-
Total											0	0

*Referred to the last session of the week